



Thinking Space Systems Ltd was founded in 2003 by Managing Director Wayne Palmer. The company, which is based in Romsey, Hampshire, specialises in the manufacturing of bespoke control room furniture but has grown to provide other services and represents globally branded products.

The Thinking Space focus has always been on improving working environments. Through carefully adding quality products to the range and developing new solutions, the company is ever widening its range of solutions to the customer.

In 2006 the Kanya aluminium build system was added to the Thinking Space portfolio and in 2009, Thinking Space became the exclusive UK distributor of the Novus desk accessories system.

In 2010, Thinking Space designed and manufactured its own monitor mounting system, the Evolution media wall. This product, although perfect for control room applications, opens up doors into new markets for the company.



Thinking Space is a conscientious company which ensures it delivers high quality and good service as standard. As part of its core values, the Company's aim is to always exceed its customers' expectations, to provide a professional service and to strive to achieve.

As part of these goals, Thinking Space is currently working towards the Investors in People Award and ISO9001 certification.



In 2008 Thinking Space won the Small Business of the Year Award.



Contents

■ Company profile	p2
■ Introduction	p3
■ Why choose Thinking Space?	p4-5
■ Design process	p6-7
■ Materials	p8-9
■ Technical solutions	p10-11
■ Fit-out projects	p12-13
■ Air Traffic Control	p14-17
■ Security	p18-21
■ Transport	p22-25
■ Broadcast	p26-29
■ Plant & Process	p30-33
■ Evolution media walls	p34-35
■ Accessories	p36-37
■ Novus & Kanya	p38-39



Introduction

Locally, nationally, globally – Thinking Space Systems (TSS) excels in supplying specialist high-quality technical furniture for control room environments.

The firm's phenomenal success lies in its ability to translate clients' needs into practical, ergonomic and creative solutions. Thinking Space has over 20 years of experience in designing and supplying elegant yet durable control room furniture.

Thinking Space's founder and Managing Director Wayne Palmer is also the creator of the exclusive TSS Aluminium System. This lightweight and flexible furniture solution is comprised of innovative extrusion connectors, offering infinite design possibilities.

This engineering solution has given Thinking Space the competitive edge in the provision of modern aesthetic designs in more demanding control room environments.

Its' service is in demand by an array of industries including:

- Air Traffic Control
- Security
- Transport
- Broadcast
- Plant & Process

Each of these sectors is featured in this brochure to offer design examples of previously supplied solutions and to provide technical support for factors applicable to these environments.

The bespoke build solutions also make TSS products suitable for training rooms, simulators, testing rigs and reception areas.

Thinking Space's prestigious client portfolio features local authorities, fire and police services, the MOD and clients such as NATS, Thales, Network Rail, IBM, RWE and NPower, and single contract values can be in the region of £500,000.

Thinking Space's international impact sees it exporting as far afield as South America, the Far East, the Middle East and Antarctica.

The company has grown by offering furniture through to complete turnkey solutions. Thinking Space has the project management skills in-house to provide a refurbishment or fit-out package that includes the physical elements such as walls, ceilings and flooring as well as the electrical requirements. This package ensures clients are receiving a completely ergonomic control room build.

Why choose Thinking Space?

10 Year Guarantee

Thinking Space builds all control room furniture to sustain the busy 24/7 environment that it is made for. All furniture comes with a 10 year guarantee that meets the British Standard for control room requirements. As Thinking Space uses only man made materials to construct its furniture, it can ensure the supply of exact finish and colour matches for the period of guarantee.

Free Design Service

As part of the sales service Thinking Space will visit the site, discuss the client's requirements and make recommendations as how to best proceed with the project. It is the Thinking Space ethos to offer the most innovative solutions that its products can provide and budgets allow. All proposals are supported with technical drawings and quotations that are updated as the project evolves and all designs follow the specifications of the necessary British Standards and the requirements of modern ergonomics.



The complete solution

Thinking Space can project manage control room projects from start to finish. With experience in new builds, refurbishments and fit-out works Thinking Space provides more than just the furniture.

Inspecting the build

Every product is completely built and finished for inspection at the Thinking Space premises. It is an opportunity for the clients and contractors to inspect the builds and meet the manufacturing engineer who will install on site.



The TSS build system

The TSS aluminium build solution is the most innovative connecting system within the control room furniture market. The lightweight flexible extrusion system is the backbone of all technical builds, providing the framework for the cladding panels and worktops to fit to. The aluminium extrusion finish gives an aesthetic modern look and an engineering flexibility that allows infinite design possibilities.

Modernisation

The focus for all Thinking Space control room projects is to modernise the client's work space. Control room furniture is replaced approximately every 8-12 years so when re-fitting it is important to create an environment that is in keeping with the design trends of the time. Thinking Space aims to provide a finish that complements the technology that is being installed as well as a comfortable spacious workplace for the staff.

Future-proofing

Just as important as offering the client a fantastic installation is the ability to be able to support the site in the future. Many control rooms expand their operations and/or accommodate additional services – and this is where Thinking Space has a competitive advantage. The TSS aluminium build system can be easily modified to suit the new requirements and as Thinking Space uses only man made materials, all new parts will exactly match the old.



improving working environments



Design process

Thinking Space System's free initial design consultation is an opportunity for clients to voice their requirements which form the basis of the planning and design process.

CAD software

The technical drawings provided by the sales team as part of the proposal stage is the initial part of the Thinking Space design process which is continued throughout the manufacturing and building of the furniture.

The drawings of all builds are kept on record and can be used to assist with easy repair, adjustment or expansion of any builds as and when required.

Once a project has been ordered and approved by the client, the software is used to create a cutting and drilling list for the Thinking Space engineers to work to. The build list itemises all the parts used to create the technical framework of all structures. Once every part is prepared the drawing is then issued to assist with the assembly stage.

Detailed 3D renders are provided



DRAWING NUMBER: **A1-10-2631-10**

3rd ANGLE PROJECTION

DO NOT SCALE - IF IN DOUBT ASK ALL DIMENSIONS IN MILLIMETRES

Read in conjunction with layout drawing 10-2631-00-01 sheets 3,4,5 & 6

ITEM	LENGTH	DESCRIPTION	PARTS LIST	comments	comments
1	101.0 mm	28x28 Quadrate extrusion	BS 3	Cut	
2	87.0 mm	28x28 Single bead extrusion	BS 3	Cut	
3	87.0 mm	28x28 Single bead extrusion	BS 3	Cut	
4	87.0 mm	28x28 Single bead extrusion	BS 3	Cut	
5	87.0 mm	28x28 Single bead extrusion	BS 3	Cut	
6	87.0 mm	28x28 Single bead extrusion	BS 3	Cut	
7	57.0 mm	28x28 Single bead extrusion	BS 3	Cut	
8	72.0 mm	28x28 Quadrate extrusion	BS 3	Cut	
9	72.0 mm	28x28 Quadrate extrusion	BS 3	Cut	
10	72.0 mm	28x28 Quadrate extrusion	BS 3	Cut	
11	63.0 mm	28x28 Quadrate extrusion	BS 3	Cut	
12	63.0 mm	28x28 Quadrate extrusion	BS 3	Cut	
13	46.0 mm	28x28 Quadrate extrusion	BS 3	Cut	
14	50.0 mm	28x28 Quadrate extrusion	BS 3	Cut	
15	57.0 mm	28x28 Quadrate extrusion	BS 3	Cut	
16	87.0 mm	28x28 Quadrate extrusion	BS 3	Cut	
17	87.0 mm	28x28 Quadrate extrusion	BS 3	Cut	
18	87.0 mm	28x28 Quadrate extrusion	BS 3	Cut	
19	87.0 mm	28x28 Quadrate extrusion	BS 3	Cut	
20	87.0 mm	28x28 Quadrate extrusion	BS 3	Cut	
21	87.0 mm	28x28 Quadrate extrusion	BS 3	Cut	
22	87.0 mm	28x28 Quadrate extrusion	BS 3	Cut	
23	87.0 mm	28x28 Quadrate extrusion	BS 3	Cut	
24	87.0 mm	28x28 Quadrate extrusion	BS 3	Cut	
25	87.0 mm	28x28 Quadrate extrusion	BS 3	Cut	
26	87.0 mm	28x28 Quadrate extrusion	BS 3	Cut	
27	87.0 mm	28x28 Quadrate extrusion	BS 3	Cut	
28	87.0 mm	28x28 Quadrate extrusion	BS 3	Cut	
29	87.0 mm	28x28 Quadrate extrusion	BS 3	Cut	
30	87.0 mm	28x28 Quadrate extrusion	BS 3	Cut	
31	87.0 mm	28x28 Quadrate extrusion	BS 3	Cut	
32	87.0 mm	28x28 Quadrate extrusion	BS 3	Cut	
33	87.0 mm	28x28 Quadrate extrusion	BS 3	Cut	
34	87.0 mm	28x28 Quadrate extrusion	BS 3	Cut	
35	87.0 mm	28x28 Quadrate extrusion	BS 3	Cut	
36	87.0 mm	28x28 Quadrate extrusion	BS 3	Cut	
37	87.0 mm	28x28 Quadrate extrusion	BS 3	Cut	
38	87.0 mm	28x28 Quadrate extrusion	BS 3	Cut	
39	87.0 mm	28x28 Quadrate extrusion	BS 3	Cut	
40	87.0 mm	28x28 Quadrate extrusion	BS 3	Cut	
41	87.0 mm	28x28 Quadrate extrusion	BS 3	Cut	
42	87.0 mm	28x28 Quadrate extrusion	BS 3	Cut	
43	87.0 mm	28x28 Quadrate extrusion	BS 3	Cut	
44	87.0 mm	28x28 Quadrate extrusion	BS 3	Cut	
45	87.0 mm	28x28 Quadrate extrusion	BS 3	Cut	
46	87.0 mm	28x28 Quadrate extrusion	BS 3	Cut	
47	87.0 mm	28x28 Quadrate extrusion	BS 3	Cut	
48	87.0 mm	28x28 Quadrate extrusion	BS 3	Cut	
49	87.0 mm	28x28 Quadrate extrusion	BS 3	Cut	
50	87.0 mm	28x28 Quadrate extrusion	BS 3	Cut	
51	87.0 mm	28x28 Quadrate extrusion	BS 3	Cut	
52	87.0 mm	28x28 Quadrate extrusion	BS 3	Cut	
53	87.0 mm	28x28 Quadrate extrusion	BS 3	Cut	
54	87.0 mm	28x28 Quadrate extrusion	BS 3	Cut	
55	87.0 mm	28x28 Quadrate extrusion	BS 3	Cut	
56	87.0 mm	28x28 Quadrate extrusion	BS 3	Cut	
57	87.0 mm	28x28 Quadrate extrusion	BS 3	Cut	
58	87.0 mm	28x28 Quadrate extrusion	BS 3	Cut	
59	87.0 mm	28x28 Quadrate extrusion	BS 3	Cut	
60	87.0 mm	28x28 Quadrate extrusion	BS 3	Cut	
61	87.0 mm	28x28 Quadrate extrusion	BS 3	Cut	
62	87.0 mm	28x28 Quadrate extrusion	BS 3	Cut	
63	87.0 mm	28x28 Quadrate extrusion	BS 3	Cut	
64	87.0 mm	28x28 Quadrate extrusion	BS 3	Cut	
65	87.0 mm	28x28 Quadrate extrusion	BS 3	Cut	
66	87.0 mm	28x28 Quadrate extrusion	BS 3	Cut	
67	87.0 mm	28x28 Quadrate extrusion	BS 3	Cut	
68	87.0 mm	28x28 Quadrate extrusion	BS 3	Cut	
69	87.0 mm	28x28 Quadrate extrusion	BS 3	Cut	
70	87.0 mm	28x28 Quadrate extrusion	BS 3	Cut	
71	87.0 mm	28x28 Quadrate extrusion	BS 3	Cut	
72	87.0 mm	28x28 Quadrate extrusion	BS 3	Cut	
73	87.0 mm	28x28 Quadrate extrusion	BS 3	Cut	
74	87.0 mm	28x28 Quadrate extrusion	BS 3	Cut	
75	87.0 mm	28x28 Quadrate extrusion	BS 3	Cut	
76	87.0 mm	28x28 Quadrate extrusion	BS 3	Cut	
77	87.0 mm	28x28 Quadrate extrusion	BS 3	Cut	
78	87.0 mm	28x28 Quadrate extrusion	BS 3	Cut	
79	87.0 mm	28x28 Quadrate extrusion	BS 3	Cut	
80	87.0 mm	28x28 Quadrate extrusion	BS 3	Cut	
81	87.0 mm	28x28 Quadrate extrusion	BS 3	Cut	
82	87.0 mm	28x28 Quadrate extrusion	BS 3	Cut	
83	87.0 mm	28x28 Quadrate extrusion	BS 3	Cut	
84	87.0 mm	28x28 Quadrate extrusion	BS 3	Cut	
85	87.0 mm	28x28 Quadrate extrusion	BS 3	Cut	
86	87.0 mm	28x28 Quadrate extrusion	BS 3	Cut	
87	87.0 mm	28x28 Quadrate extrusion	BS 3	Cut	
88	87.0 mm	28x28 Quadrate extrusion	BS 3	Cut	
89	87.0 mm	28x28 Quadrate extrusion	BS 3	Cut	
90	87.0 mm	28x28 Quadrate extrusion	BS 3	Cut	
91	87.0 mm	28x28 Quadrate extrusion	BS 3	Cut	
92	87.0 mm	28x28 Quadrate extrusion	BS 3	Cut	
93	87.0 mm	28x28 Quadrate extrusion	BS 3	Cut	
94	87.0 mm	28x28 Quadrate extrusion	BS 3	Cut	
95	87.0 mm	28x28 Quadrate extrusion	BS 3	Cut	
96	87.0 mm	28x28 Quadrate extrusion	BS 3	Cut	
97	87.0 mm	28x28 Quadrate extrusion	BS 3	Cut	
98	87.0 mm	28x28 Quadrate extrusion	BS 3	Cut	
99	87.0 mm	28x28 Quadrate extrusion	BS 3	Cut	
100	87.0 mm	28x28 Quadrate extrusion	BS 3	Cut	
101	87.0 mm	28x28 Quadrate extrusion	BS 3	Cut	
102	87.0 mm	28x28 Quadrate extrusion	BS 3	Cut	
103	87.0 mm	28x28 Quadrate extrusion	BS 3	Cut	
104	87.0 mm	28x28 Quadrate extrusion	BS 3	Cut	
105	87.0 mm	28x28 Quadrate extrusion	BS 3	Cut	
106	87.0 mm	28x28 Quadrate extrusion	BS 3	Cut	
107	87.0 mm	28x28 Quadrate extrusion	BS 3	Cut	
108	87.0 mm	28x28 Quadrate extrusion	BS 3	Cut	

Notes:

- Manufactured from TSS 'invent' extrusion system -POLYESTER POWDER COATED BLACK TO RAL 9005 MATT
- Cladding - laminated Aluminium panels, COLOUR COLOGNE GREY.
- Script surface -LAMINATED TO B041 WITH BLACK RUBBER NOSING.

The software system includes details of all the aluminium extrusions and connecting system that are used to manufacture the framework of the furniture. Every piece of the furniture is itemised to provide a detailed identity of each aspect of the build. This provides a huge advantage to future-proofing each item built.

Ergonomics

The relevant guidelines and legislation covering control room design such as ISO 11064 – the ergonomic design of control centres – is always taken into account at the design stage. Every Thinking Space control room complies with BS EN ISO 924 – the ergonomic standards for VDUs – in addition to the legislation regarding lighting, noise levels, the prevention of repetitive strain injuries and good posture.

Less-abled control room users are always given consideration as designs are fully DDA compliant. Thinking Space follows British Standard guidelines including BS 5619, BS5810 and BS 5940.

To ensure a fully ergonomic solution, Thinking Space provides an array of products to support its control room designs including the Novus range, which features fully adjustable monitor mounts. 24 hour control room chairs and automated desks are also regularly supplied.

Standards

Thinking Space's draughtsmen are experts in ergonomics and control room design. Whether it is a complete turnkey solution or a single piece of furniture, all drawings are compliant with the standards specified in ISO 11064 as well as meeting the requirements of modern ergonomics.

References, supported with drawings, are made to highlight viewing lines and eye levels in every design proposal. Recommendations are made with regards to layout, furniture design and other features that can overcome obstacles or problems that arise within the current set-up.

DRAWING NUMBER: **A1-10-2631-00-01**

3rd ANGLE PROJECTION

DO NOT SCALE - IF IN DOUBT ASK ALL DIMENSIONS IN MILLIMETRES

Notes:

- Manufactured from TSS 'invent' extrusion system -POLYESTER POWDER COATED BLACK TO RAL 9005 MATT
- Cladding - laminated Aluminium panels, COLOUR COLOGNE GREY.
- Script surface -LAMINATED TO B041 WITH BLACK RUBBER NOSING.

Thinking Space Systems Ltd
Unit 2, The Quadrangle,
Abbey Park Industrial Estate,
Romsey,
Hampshire

improving working environments

6 >

> 7

Materials



Key differences between Thinking Space's products and others on the market today are the materials used and the engineering methodology behind them. With bespoke builds it is essential that the materials ensure the manufacturer has as much flexibility as possible so as not to limit the solutions available.

TSS aluminium build system

The TSS aluminium build system was designed by Thinking Space specifically to build technical furniture for control room environments. Its clean finish ensures a modern aesthetic look that complements new technology – and the difference between a dated traditional control room and a Thinking Space aluminium control room is remarkable. However, the strength of the TSS aluminium system is not just in its appearance – the aluminium build provides technical and future-proofing advantages as well. For example, aluminium has heat dissipating properties that are not found in wood which help keep internal equipment cool.

Cladding material

Thinking Space uses its own in-house panel material to clad the furniture it manufactures. The panels are an aluminium composite material covered with a choice of laminated sheets offering a range of finishes. The 6mm panels provide a strong yet lightweight solution for the removable panels used on the console and monitor walls builds. The cladding panels can be powder coated to a RAL colour of choice.



Large console framework



Removable panel with push-fit catch

The flexibility of the cladding material allows ventilation holes or slots to be detailed without affecting the stability of the panel. The panels can also be engraved with corporate logos or designs.



improving working environments



Desks in production with curved worktop fitted

Worktops

The hard wood/MDF composite worktops used as part of the Thinking Space consoles are hard wearing and durable to ensure the life of desks within 24/7 environments. The worktops are an essential part of the aesthetics of the desks and as such, design time is given to make these as innovative and stylish as possible. The tops are shaped within the design office as per the client-approved drawing and cut out on a CNC machine. Any shape can be manufactured and curves are encouraged to customise the design.



Environmental qualities



Thinking Space uses only man made recyclable materials to manufacture its furniture wherever possible. The frameworks of all structures are manufactured using the TSS aluminium system and the cladding material used is also a recyclable aluminium composite. The Novus monitor arms are also 100% recyclable being a combination of aluminium and plastics. In many cases, up to 90% of Thinking Space builds are completely recyclable.



CNC machine for routing panels and worktops



All cladding material is laminated in-house

Technical solutions

All Thinking Space builds are completely bespoke and manufactured to suit the requirements of the site and the client's specifications. This makes each piece of furniture unique. However, certain aspects of the designs are always required such as cable management, removable panels, service voids. These are essential elements that make Thinking Space furniture fit for purpose within 24/7 control rooms.

Equipment bays

Lockable storage bays can be built into the desk framework to provide a housing for PC towers or rack mountable equipment. The bays are fronted with lockable smoked glass doors to allow easy access to equipment when needed. All panelling fitted around the bays is ventilated to allow maximum airflow around the equipment.

Removable panels

As the panels are not a structural part of the build, the number of removable panels is completely optional. Measuring access is another competitive advantage that Thinking Space can offer.



Cable management

Thinking Space provides cable management as standard within all its technical furniture. It is important that power and data cables are stored separately, tidily and within an accessible storage solution for easy maintenance. Cabling drops from the worktop through grommets at the base of the monitor arm columns and through cable entries within the desktop.

Service and maintenance void

The cable management is mounted in the void at the rear of all desks. The void is built to be completely open without any bulkheads, allowing the cable management to run unobstructed throughout. This area can be used to locate power distribution units, PC towers, KVM switches and other equipment. Access to this area is via the removable panels at the front or rear of the consoles.

Drawer pedestals

To provide paper and filing storage, drawer pedestals can be built into the framework of the consoles. All drawers feature the 'soft close' effect for a professional finish. The drawer fronts can be manufactured from the TSS cladding material or with a wood effect.

Equipment up-stands

As a solution for collating numerous services and desktop equipment, Thinking Space can manufacture equipment up-stands. The up-stands sit on the worktop and can be built to accommodate intercoms, release buttons, alarms and radio equipment. Smaller equipment pods can also be provided for gathering smaller local services together to be positioned between operators.

Bespoke solutions

Thinking Space's materials give it the flexibility to manufacture the bespoke solutions required by various sectors which include:

- Reversible flight strip holders
- Automated consoles
- Electronic flight strip mounts
- Built in PIP panels
- LED lighting
- Mapping boxes
- Adjustable equipment boxes



improving working environments



Stages of the 12 week Traffic Management Suite project



There are many advantages in allowing a control room specialist to oversee a complete 'turnkey solution'. With over five years of experience in fit-out projects, Thinking Space can provide a seamless solution that guarantees the best scheduling and budgeting of all aspects of the program of works. This expertise covers refurbishment, new build and modification works.

Fit-out works

The demands of control room applications differ from standard office fit-out projects. The environment created must be sustainable for 24/7 use. All elements installed must therefore be specified for this task. Control rooms must also comply to BS 11064 and be aware of the ergonomic demands of the operators.

The complete control room service offered by Thinking Space ensures an easy procurement process for clients and contractors alike, as the project is handed to a control room specialist who can cover all scopes of work.

Thinking Space has established a network of national contractors that are now experienced in providing a Thinking Space control room solution. These contractors follow the guidance of the Thinking Space project manager who implements the agreed ergonomic control room solution.

The scope of works available includes the following:

- Air conditioning
- Raised access floors
- Data cabling
- Flooring
- Suspended ceilings
- Lighting
- Electrical services
- Wall partitions
- Decoration
- Demolition and removals
- Fittings and furnishings

Project management

Each fit-out project is assigned a Thinking Space Systems Project Manager who is responsible for the successful planning, execution and completion of the installation.

For every project a site survey is undertaken providing an opportunity for the TSS Project Manager to meet the client and gain an understanding of the site and all its characteristics. Room dimensions, access routes and health and safety considerations are all recorded and added to the criteria of the installation.

For larger projects the role of the TSS Project Manager is even greater. It is within their remit to provide a comprehensive scope of works, undertake site surveys, complete risk assessments and method statements for all aspects of the work involved. They will be the main point of contact throughout the project duration and will be responsible for all Thinking Space staff and any sub-contractors appointed. The TSS Project Manager is also responsible for making sure that all parties are working together to the same timescales and liaising with the project manager of integrators, architects, consultants and of course the client.



Before: poorly lit wooden control room



After: modern refurbished installation



Urban Traffic Management Suite for Sheffield City Council

Case study: Sheffield City Council

In the summer of 2008, Thinking Space was successful in winning the contract to design and build the new Urban Traffic Management Suite for Sheffield City Council. The scope of the work included the complete refurbishment of an office floor to provide a new road traffic control room, server room, meeting room, kitchen and two open office areas.

Thinking Space supplied the technical furniture which included two large three operator consoles and a fixed acoustic wall for the eight 50" rear projection screens. Bespoke task lights were also supplied that match the design of the consoles. The careful planning, management and execution of the project by the Thinking Space Project Manager ensured that the contract was completed on time and to budget. By working closely with the client and architects, Thinking Space has provided a facility that has become a showpiece for the road traffic department and Sheffield City Council.



improving working environments




- Road traffic management suites
- Rail management centres
- Transport headquarters
- Control centres

Traffic Management Suite for Sheffield City Council



improving working environments

Transport



Medway UTMC

Many transport control rooms are being updated to include the latest in-process management software packages. Systems such as SCADA are being implemented within transport applications to monitor the flow of traffic, people and processes.

Thinking Space is working with the systems integrators that provide these solutions to offer the complete control room upgrade package.

Transport control room solutions have been provided for the following applications:

- Rail
- Road traffic
- Sea ports
- Tunnels
- Emergency rescue

Monitor walls

The monitoring systems used in control rooms require large monitor wall backdrops to allow operators to view live images, maps and process levels.

Thinking Space has worked closely with system integrators and screen manufacturers to create a bespoke monitor wall design that best suits the requirements of the client – and the new Evolution monitor wall is the result.

The Evolution system is a bespoke, modular media mounting system that can be used to mount a single monitor screen up to an unlimited number of screens of varying sizes. It is ideal for housing large flat screen images and various solutions can be provided for rear projection units.



Examples of large monitor wall installations

Technical design

The need to view multiple screens is particularly important for traffic control room operators so Thinking Space uses the Novus monitor mounting systems on all console designs.

The fully adjustable Novus mounting system raises all screens off the worktop and allows complete configuration, so operators can create the optimum ergonomic working environment.

The monitor arms include cable management that hook the cables tight to the arm to ensure the area is kept as tidy as possible. The cables then travel down the mounting poles, and through the cable port and worktop, into the cable management within the desk. This tidy solution is critical when the operators are working with multiple screens and keyboards.

The ergonomic design of the traffic control room workspace is as standard with Thinking Space's free design service.



Devon Urban Traffic Management Suite



Bristol UTC



Case study: Urban Traffic Management Suite - Sheffield

Thinking Space won the contract to design and build the new Urban Traffic Management Suite for Sheffield City Council. The scope of the work included the complete refurbishment of an office floor to provide a new road traffic control room, server room, meeting room, kitchen and two open office areas.

Established and experienced sub-contractors were selected by Thinking Space to supply and install the M&E, interior fit-out and control room screens.

The technical furniture was supplied by Thinking Space and included two large three-operator consoles and a fixed acoustic wall for the eight 50" rear projection screens. Bespoke task lights were also supplied that match the design of the consoles.



improving working environments

Evolution media walls



The Evolution range is the latest in media wall technology from Thinking Space offering complete flexibility in mounting flat screen monitors.

Built completely from aluminium extrusions, the Evolution system is an aesthetic solution for domestic, commercial and professional environments. Supplied in natural aluminium, black or any RAL colour the Evolution monitor wall can be tailored to the client's requirements.

Flexible design

The Evolution wall can be built to any height, width or shape. The flexible system allows any configuration of monitor layout to be designed. Uprights are recommended approximately every two metres apart and can be built proud of or behind the screens as required.

Applications

The Evolution media wall is suitable for temporary and permanent monitor wall applications. For the security industry it is an ideal replacement for an existing CRT monitor wall within limited control room spaces. Its' expandability is perfect for broadcast studios where space is tight and design critical. Other environments such as process control and transport suites are also ideal for the spacious modern look of the Evolution system.



Rendered proposal drawings



Tiltable screen system



Integrated cable management



Hollow foot design for cabling



Cable management

A clip in cable management tray is provided as standard. This solution includes a cover hood to complete the elegant look and tidy finish. The cables simply push through the brush strip into the hollow upright, down to floor level.

Standard feet


All feet are hollow to allow cable access through to the (access) floor below. Levelling feet are built in as standard to provide adjustability for uneven flooring and base plates are available for a more permanent fixing.

Ergonomics & design

The Thinking Space team has many years of experience in control room design, ergonomics and human factors. As part of the Evolution sales service, Thinking Space can provide recommendations and advice for clients on the layout and ergonomic design of every Evolution monitor wall. Clients simply state how many mounted screens are required in the space available and the Thinking Space proposal will include technical drawings detailing viewing angles and dimension considerations.

Installation

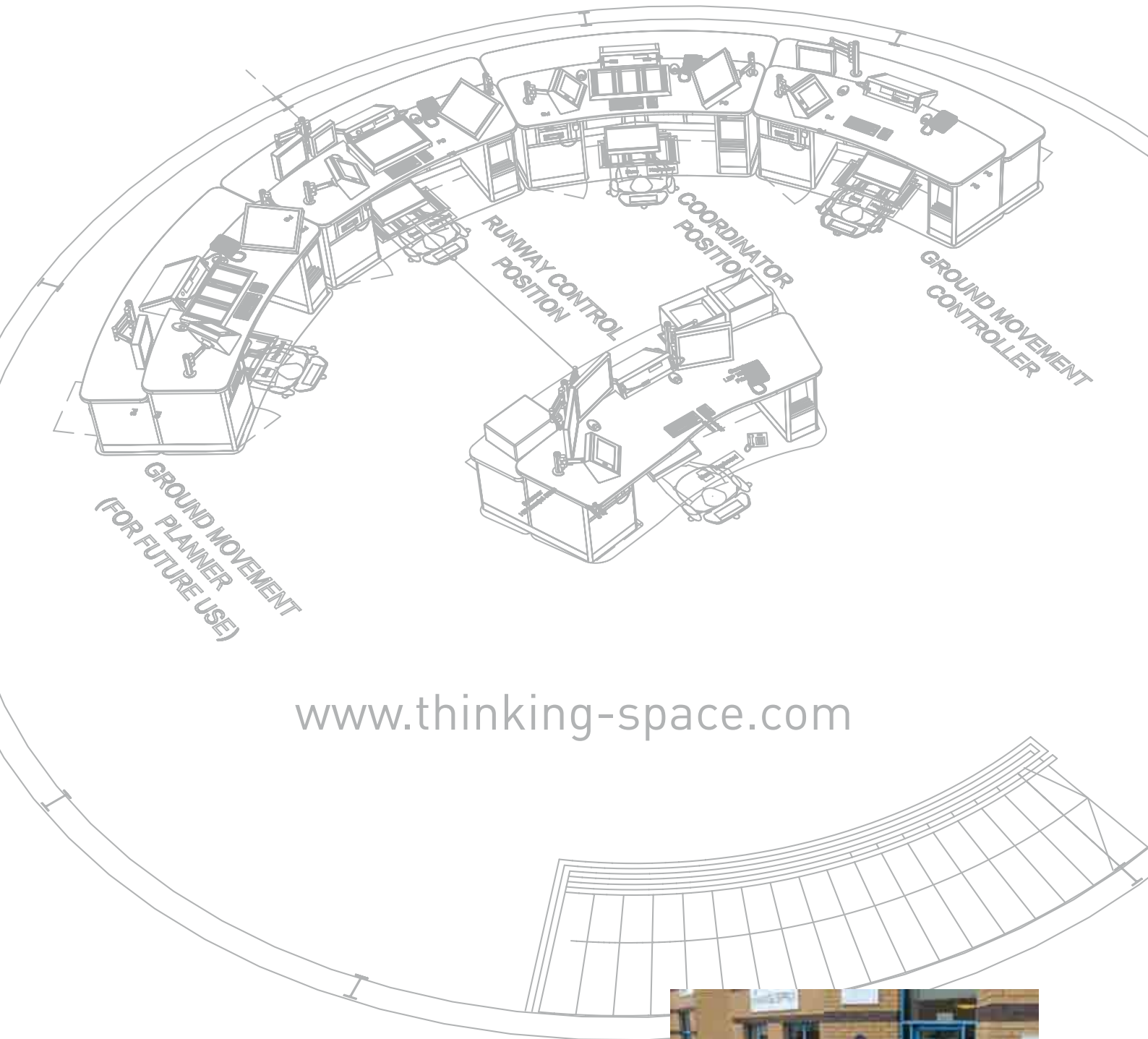
All Evolution builds can be supplied as an easy to build kit of parts or professionally installed by our installation team.



improving working environments



improving working environments



www.thinking-space.com



Thinking Space Systems Limited
Unit 2, The Quadrangle, Abbey Park Industrial Estate
Romsey SO51 9DL, United Kingdom
t: 01794 516633 f: 01794 516632 e: info@thinking-space.com



Follow the Thinking Space team on the blog at
www.thinking-space.com